

CONIFEROUS TREE TYP. – SEE DETAILS 1&3 ON SHEET L2 FOR PLANTING INSTRUCTION – SEE TABLE 1 FOR SPECIES AND QUANTITIES.

DECIDUOUS TREE TYP. – SEE DETAILS 1&3 ON SHEET L2 FOR PLANTING INSTRUCTION – SEE TABLE 1 FOR SPECIES AND QUANTITIES.

SPACING 8M O.C. TYP.

SPACING 4M BETWEEN DECIDUOUS AND CONIFEROUS ROWS.

NOTE 1: GENERAL

1. ANY AMBIGUITY IN THESE DRAWINGS IS TO BE REPORTED TO THE LANDSCAPE ARCHITECT. CONTRACTOR IS NOT TO PROCEED IN UNCERTAINTY.
2. CONTRACTOR SHALL VISIT THE SITE TO CONFIRM ALL SITE CONDITIONS PRIOR TO SUBMITTING BIDS. DISCREPANCIES TO BE REPORTED TO THE LANDSCAPE ARCHITECT FOR CLARIFICATION.
3. UPON COMPLETION EACH DAY, REMOVE ALL DEBRIS, GARBAGE AND SURPLUS MATERIAL FROM THE SITE. KEEP THE SITE CLEAN AND USABLE AT ALL TIMES.
4. CONTRACTOR SHALL SUPPLY ALL PLANTS AND MATERIALS IN QUANTITIES SUFFICIENT TO COMPLETE WORK SHOWN ON SHEET L1.
5. PLANT MATERIALS COLLECTED FROM WILD SOURCES WILL NOT BE ACCEPTED. THE CONTRACT ADMINISTRATOR MAY REQUIRE THAT SUPPLIER'S INVOICES FOR PLANT MATERIALS BE SUBMITTED FOR INSPECTION.
6. ANY SUBSTITUTION OF PLANT MATERIAL WILL REQUIRE THE WRITTEN APPROVAL OF LANDSCAPE ARCHITECT.
7. THE LANDSCAPE ARCHITECT RESERVES THE RIGHT TO REFUSE ACCEPTANCE OF ANY PLANT DISPLAYING POOR GROWTH HABITS, INJURY OR DISEASE. ANY PLANT MATERIAL THAT IS REJECTED BY THE LANDSCAPE ARCHITECT WILL BE PROMPTLY REMOVED FROM THE SITE AND REPLACED BY THE CONTRACTOR AT NO ADDITIONAL COST TO THE PROJECT.



NOTE 2: PLANTING

1. ALL PLANTS SHALL BE PLANTED IN ACCORDANCE WITH THE APPROPRIATE PLANTING DETAILS ON THE DRAWINGS AND WRITTEN SPECIFICATIONS.
2. LAYOUT OF PLANT MATERIAL TO BE EXECUTED BY THE CONTRACTOR AND APPROVED BY THE LANDSCAPE ARCHITECT PRIOR TO INSTALLATION.
3. ALL PLANTS ARE TO BE PLANTED IN 600MM APPROVED TOP SOIL, SCREENED AND FREE FROM WEEDS, SUBSOIL, ROOTS, STONES, LUMPS OF CLAY AND TOXIC MATERIAL AND IN ACCORDANCE WITH MUNICIPAL GUIDELINES FOR SCREENED TOPSOIL COMPOSITION.
4. PLANT SO THAT NURSERY SOIL LINE MATCHES FINISHED GRADE AFTER SETTLING.
5. GENTLY TAMP TOPSOIL WHEN BACKFILLING TO REMOVE AIR POCKETS.
6. BUILD A SOIL SAUCER AROUND OUT EDGE OF PLANTING HOLE. SAUCER SHALL BE SOAKED WITH WATER AND COVERED WITH MULCH IMMEDIATELY FOLLOWING PLANTING.
7. ALL INDIVIDUAL TREE WHIPS AND SHRUBS ARE TO BE MULCHED USING SHREDED BARK MULCH AS PER DETAILS AND PLANTING SPECIFICATIONS.
8. ALL PLANTS TO BE TREATED WITH RODENT REPELLENT AS PER SPECIFICATIONS.
9. INSTALL PLASTIC PERFORATED SPIRALED STRIP TRUNK PROTECTION ON ALL DECIDUOUS TREES AS PER DETAILS AND SPECIFICATIONS.
10. REMOVE ALL NURSERY TAGS, METAL OR PLASTIC BINDINGS, AND VINE SUPPORTS.
11. ALL PLANTS ARE TO RECEIVE MAINTENANCE IN ACCORDANCE WITH WRITTEN SPECIFICATIONS THROUGHOUT THE WARRANTY PERIOD.

TABLE 1

MASTER PLANT LIST						
CALIPER TREES						
Po	4	Platanus occidentalis	American Sycamore	60mm Cal	WB/B&B	See drawing
Jn	4	Juglans nigra	Black Walnut	60mm Cal	WB/B&B	See Drawing
Ag	4	Aesculus glabra	Ohio Buckeye	60mm Cal	WB/B&B	See drawing
Cv	5	Carya ovata	Shagbark Hickory	60mm Cal	WB/B&B	See drawing
Sa	4	Sassafras albidum	Sassafras	60mm Cal	WB/B&B	See drawing
Jv	25	Juniperus virginiana var. virginiana	Eastern Red Cedar	150cm ht	WB/B&B	See Drawing
To	23	Thuja occidentalis	Eastern White Cedar	150cm ht	WB/B&B	See drawing
Total	69					

LEGEND

-  Coniferous Tree
-  Deciduous Tree

x	xx	YYYY/MM/DD
No. Date	Description	

Revisions

PARKS & TRAILS
PLAN – SOUTH


Project:ST. DAVID'S

Client: POLOCORP INC.



3–7 Edinburgh Rd South, Guelph, ON N1H 5N8
www.dougan.ca

North



Date: 2025/02/24

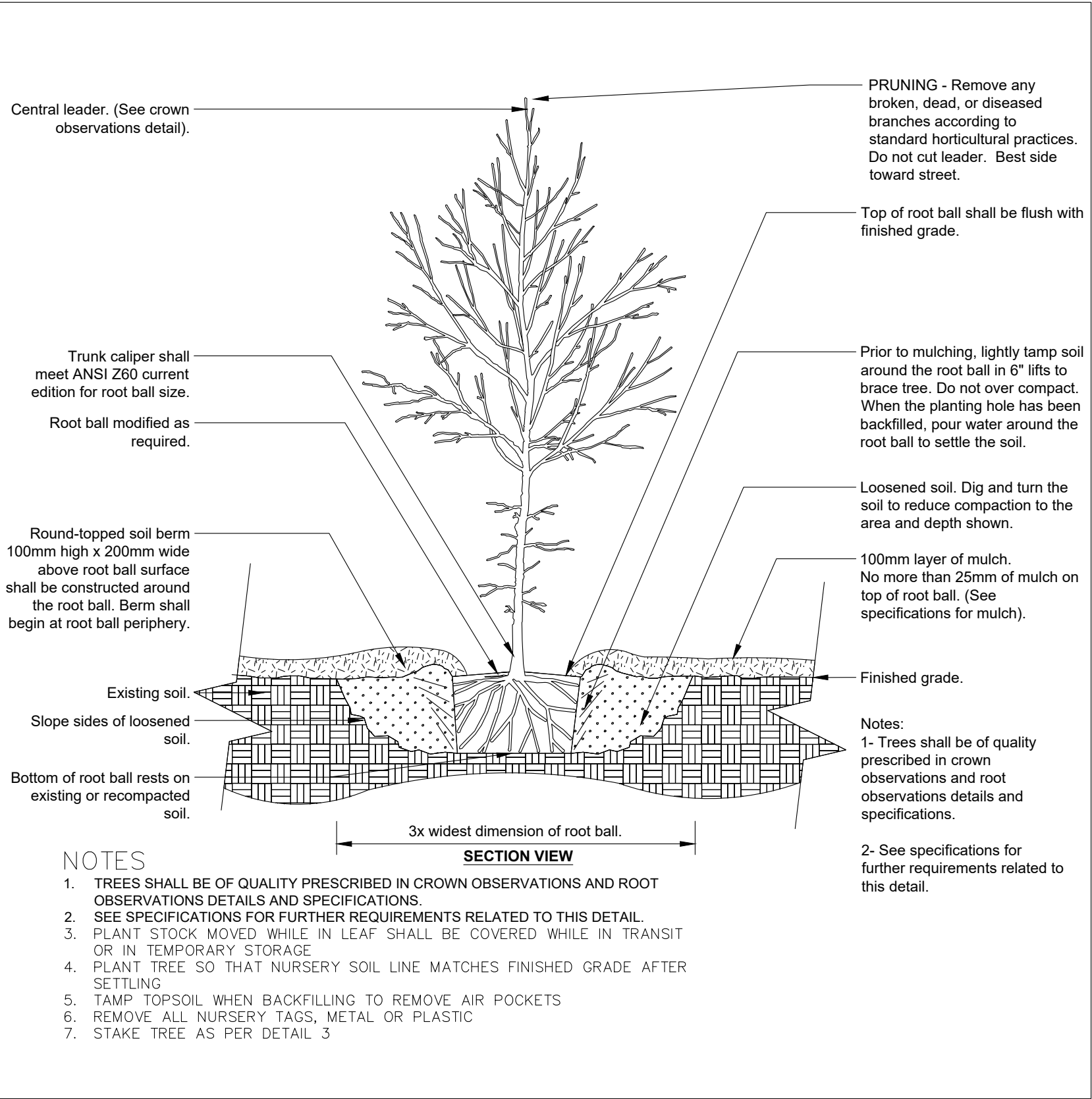
Scale: 1: 1000

Drawn By:LD

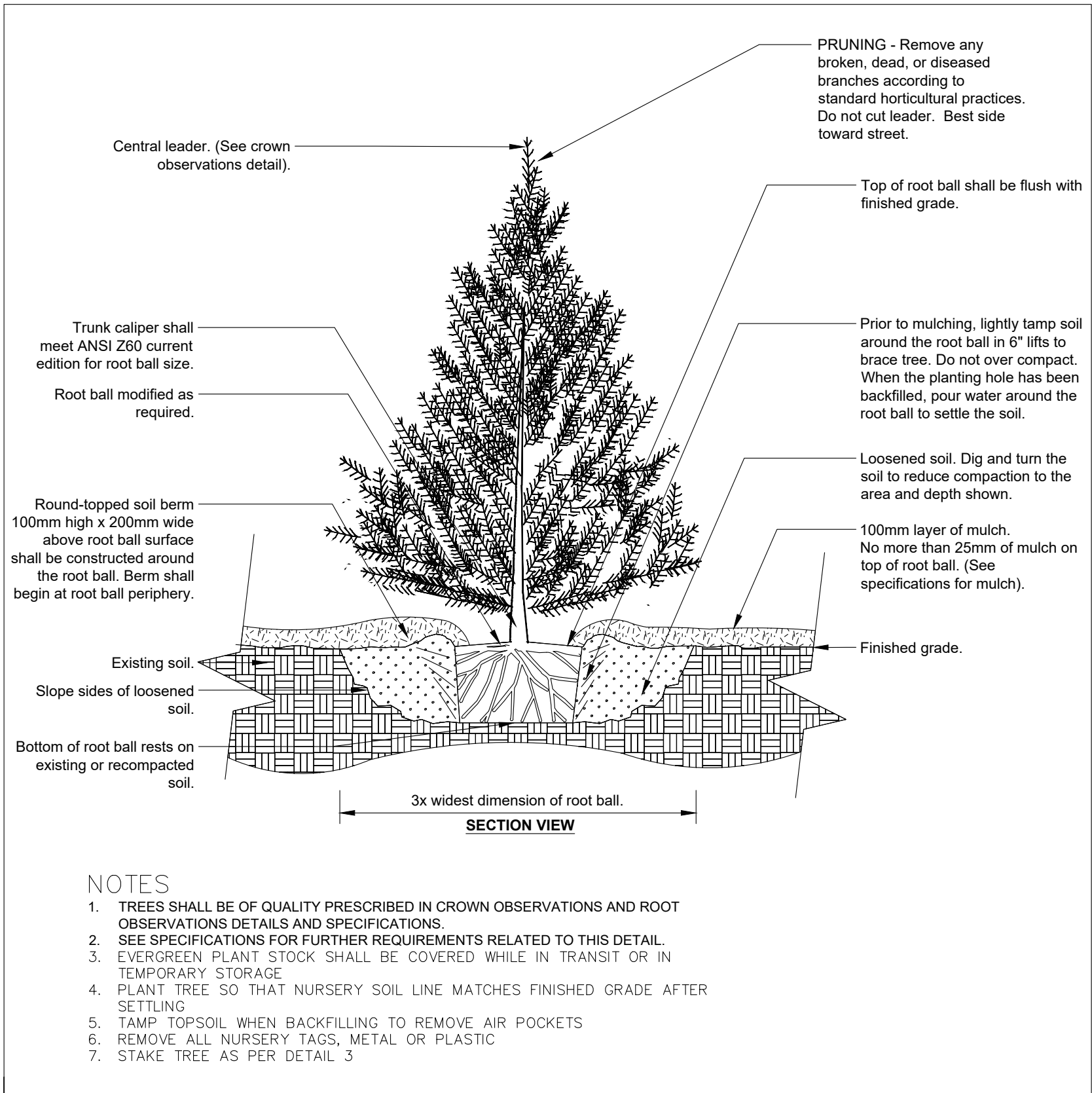
Checked By:NAME

Figure Number:

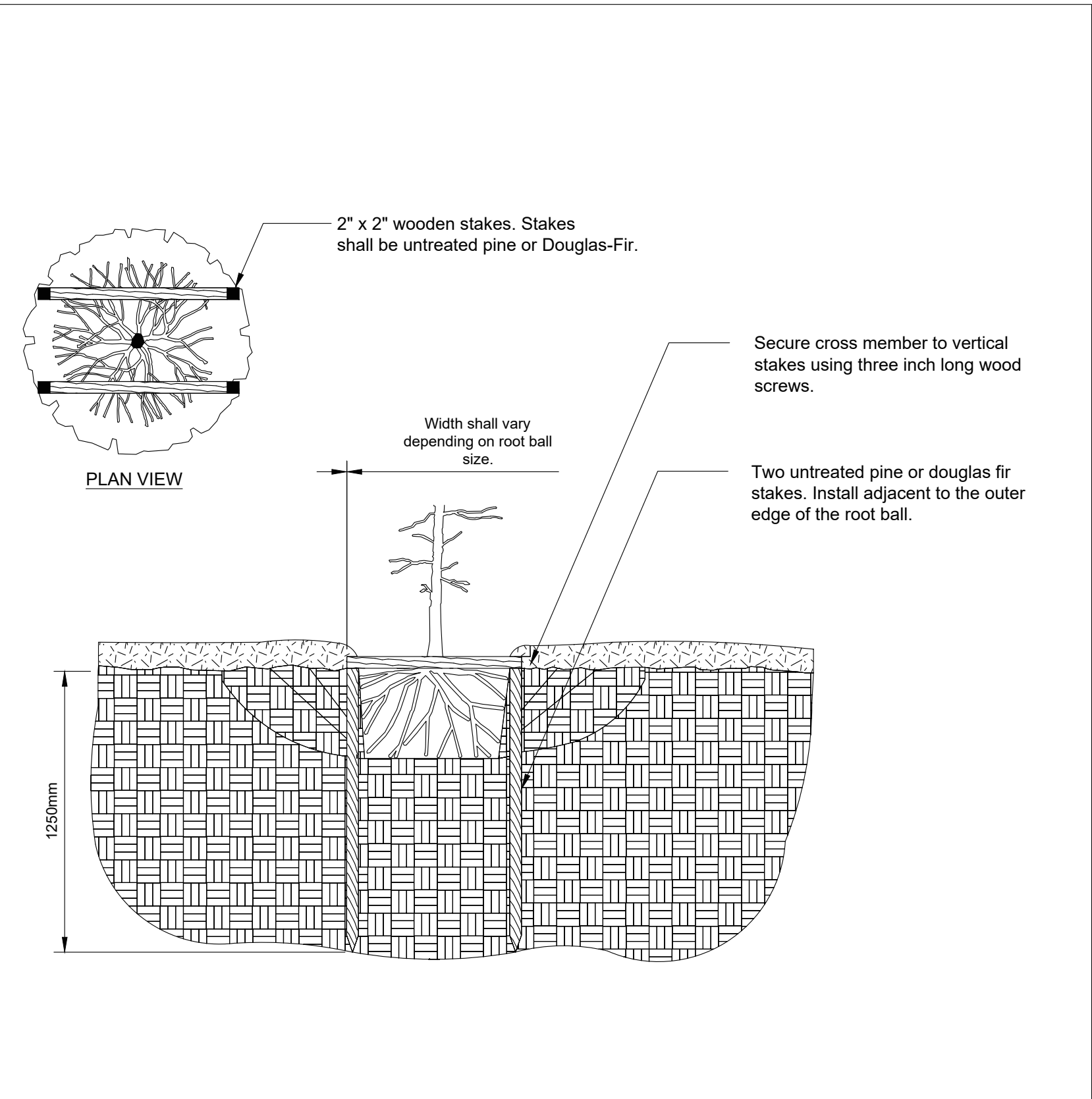
L1



1 DECIDUOUS TREE – TYPICAL
N.T.S.



2 CONIFEROUS TREE – TYPICAL
N.T.S.



3 TREE STAKING – STAPLE
N.T.S.

x	xx	YYYY/MM/DD
No. Date	Description	

Revisions

PLANTING DETAILS

Project:ST. DAVID'S

Client: POLOCORP INC.



North	Date: 2025/02/24
	Scale: N.T.S
	Drawn By:LD
	Checked By:NAME

Figure Number:

D1