

## Fergus Grand Theatre – Technical Information Package

*Last edit: February 2025*

The purpose of this document is to help user groups identify and refine the technical specifications of their events at the Fergus Grand Theatre. It's just a place to start – all users are strongly encouraged to contact the theatre directly to discuss their specific technical needs. Phone us at 519-787-1981, or email [egoudie@centrewellington.ca](mailto:egoudie@centrewellington.ca).

### Staffing

In the interests of health and safety, and protecting the theatre's technical assets, certain technical tasks **must** be done by an approved FGT Technician, while other tasks **may** be done by the rental client. The division of labor is as follows:

Approved FGT Technicians must be used to:

- Hang and focus all lights, and set up all other lighting equipment owned by FGT
- Set-up all sound equipment owned by FGT
- Set-up the projector and screen (one additional group volunteer is required)
- All rigging activities, including modifications to draperies
- Perform any other potentially hazardous task related to the event


User group staff and volunteers may (subject to approval) be used to:

- Program and operate the lighting board
- Operate the Follow Spot
- Set sound levels and other parameters on the sound board
- Operate the digital projector
- Stage manage the show from the booth
- Assistant stage manage from backstage
- Work as scene changers, dressers, props people, and other backstage crew as required
- Assist approved FGT technicians in their duties as necessary

Although not necessarily required to be in the building for every hour of every event, all users will require at least one approved technician at some point during their rental. Since these technicians are not FGT staff but independent contractors, their schedules can get booked up quickly, especially during certain times of the year. You must select, contact, and secure a technician from this package for your event before you submit your rental contract.

## Approved FGT Technicians (in alphabetical order, valid as of August 2024)

Doug Cudmore



**Email:** [Harleydude1959@outlook.com](mailto:Harleydude1959@outlook.com)

**Phone:** 519-846-2290

**Cell:** 519-994-2152

**Bio:** Doug is an Approved FGT Technician with experience in lighting, event set-up and projection. He's a licensed electrician and millwright, with rigging, working-at-heights, and aerial platform certifications.

### Qualified Skills:

- Observe health and safety policy compliance
- Protect FGT assets from theft, damage, unnecessary wear and tear
- Set-up and operate lighting, sound, and A-V equipment
- Running crew

### Training and Certification:

- Graduate, FGT Technician Training Program
- 1<sup>st</sup>-Aid, rigging, working at heights
- Aerial work platform
- Licensed Electrician and Millwright

**Rate:** \$30/hour

Larry Webb, Neil Whittaker, Gary Faris



**Email:** [larry.gwe@gmail.com](mailto:larry.gwe@gmail.com), [neilwhittaker10@gmail.com](mailto:neilwhittaker10@gmail.com), [garyandann85@gmail.com](mailto:garyandann85@gmail.com)

**Bio:** Larry, Neil and Gary are graduates of the FGT technicians training program. They are using that and previous lighting and sound experience to support various clients. This includes dance

schools, cultural events, private school performances, comedian shows, tribute bands and some of Canada's more enjoyed performers that have been on our stage. The team is available any day or evening to assist you with your event. Please contact Larry or Neil to discuss your technical needs.

**Qualified Skills:**

- Observe health and safety policy compliance
- Protect FGT assets from theft, damage, unnecessary wear and tear
- Set-up and operate lighting, sound, and A-V equipment
- Running crew

**Training and Certification:**

- Graduates, FGT Technician Training Program

**Rate:** \$30/hour for the team

Frédéric Giguère

**Email:** [frederic.giguere@live.ca](mailto:frederic.giguere@live.ca)

**Phone:** 519-846-1048

**Bio:** Frédéric Giguère is a technician with 10 years of experience in the technical field at the Fergus Grand Theatre and Centre Wellington District High School. He has experience in lighting and sound, including experience working with intelligent fixtures.

**Qualified Skills:**

- Observe health and safety policy compliance
- Protect FGT assets from theft, damage, unnecessary wear and tear
- Set-up and operate lighting, sound, and A-V equipment
- Running crew

**Training and Certification:**

- Graduate, FGT Technician Training Program
- Lift certification
- Standard First Aid certification
- CW Junior Citizen of the Year 2014

**Rate:** \$25/hour

Rob Klein



Email: [rklein@wightman.ca](mailto:rklein@wightman.ca)

Phone: 519-843-7055

**Bio:** With over 30 years of experience in technical theatre, Robert specializes in lighting design and operation, as well as being an accomplished sound engineer and experienced rigger. A cabinet maker by trade, he also has some knowledge of set design and construction. Robert owns and operates Klein Event Services, a Pro audio and lighting company providing rentals, sales, consulting and production to the local community.

**Qualified Skills:**

- Observe health and safety policy compliance
- Protect FGT assets from theft, damage, unnecessary wear and tear
- Set-up and operate lighting, sound, and A-V equipment
- Perform rigging activities
- Running crew

**Training and Certification:**

- Medical first responder in First Aid and AED
- Ladder Safety
- Fall Arrest

**Rate:** \$200 minimum call for 5 hours, \$35 per hour for each additional hour. Feel free to contact me for a quote.

David Tanner



Email: [dtanner@sentex.net](mailto:dtanner@sentex.net)

Phone: 519-831-3263

**Bio:** David has over 35 years of experience working in sound and has worked at venues from the smallest clubs to the largest stadiums. He also brings an extensive knowledge of music, AV equipment, computers, and electronics to his clients.

**Qualified Skills:**

- Observe health and safety policy compliance
- Protect FGT assets from theft, damage, unnecessary wear and tear
- Set-up and operate sound and A-V equipment
- Operate lighting equipment
- Running crew

**Training and Certification:**

- Electronic Technician/Technologist – Radio College of Canada
- Ladder Safety
- Working at Heights/Fall Prevention
- Aerial Work Platform

**Rate:** \$35 per hour, 4 hour minimum call

Jerry Van Esch



**Email:** [norcansound@gmail.com](mailto:norcansound@gmail.com)

**Phone:** 519-787-1148 (office), 519-823-4763 (cell)

**Bio:** Jerry is a professional A/V tech, with over 10 years' experience in mixing, corporate events, and system set-up. His main strength is in audio, but he is willing to work in all areas, and works well under pressure. Jerry has a large collection of audio gear that clients can rent for events.

**Qualified Skills:**

- Observe health and safety policy compliance
- Protect FGT assets from theft, damage, unnecessary wear and tear
- Set-up and operate sound and A-V equipment
- Operate lighting equipment
- Running crew

**Training and Certification:**

- Diploma, Approved FGT Technician Training Program

- WHMIS, Level C First-Aid, with CPR and AED
- Operate my own sound reinforcement company

**Rate:** \$40 per hour, bands must be quoted. Lighting technician can be added for \$20 per hour.

Jeremy Woods



**Email:** [info@digitaldjs.ca](mailto:info@digitaldjs.ca)

**Phone:** 519-787-4700 (day) 519-843-4527 (eve)

**Bio:** Jeremy is a professional DJ and A/V tech, with over 25 years' experience in mixing, corporate events, and system set-up. His main strength is in audio, but he is willing to work in all areas, and works well under pressure. Jeremy has a large collection of A/V gear that clients can rent for their events.

#### **Qualified Skills:**

- Observe health and safety policy compliance
- Protect FGT assets from theft, damage, unnecessary wear and tear
- Set-up and operate sound and A-V equipment
- Operate lighting equipment
- Running crew

#### **Training and Certification:**

- Member, Canadian Professional Disc Jockey Association
- Licensed by the Audio Visual Licensing Association
- WHMIS, Level C First-Aid with CPR and AED
- Fall Arrest, Ladder Safety, Working at Heights

**Rate:** \$40 per hour, bands must be quoted. Lighting technician can be added for \$20 per hour.

## Technical Policies

### Lighting

- There is a house plot hung for your convenience, designed to meet the needs of most shows with little modification. Any changes to the House Plot must be done by an approved FGT technician at the renter's cost, and the house plot must be restored at the end of the event. With proper advance consultation all groups should be able to meet their artistic needs without large-scale changes to the House Plot. For safety reasons only the FGT Theatre Coordinator may access the FOH lighting pipe, and changes to the FOH lighting are strongly discouraged.
- All lights must be hung, cabled and focused by an approved FGT technician.
- Please do not re-program sub-masters and shortcuts – they are part of the house plot.
- The follow spot is stored in the tech office. It will be moved into the booth for your event upon request. **For safety reasons we no longer operate the follow spot from the balcony.**

### Sound

- The main PA is set up for all events. All other speakers, cables, microphones, DI's and other audio equipment must be set up by an approved FGT technician.
- User group member may set levels and other parameters on the sound board and assist an approved FGT technician as necessary, subject to the technician's approval.
- User group members may operate the sound board during rehearsals and performances after receiving training from an approved FGT technician.

### Rigging

- All items affixed to the grid (regardless of weight) must be installed, altered, and removed by an approved FGT technician. No user group member may rig anything under any circumstances.

### Projection

- The digital projector and screen must be set-up by an approved FGT technician. At least one user group member must be available to assist with assembly/disassembly of the screen.
- User group members may operate the projection system during rehearsals and performances after receiving training from an approved FGT technician.

### Ladder use

- The on-stage ladder may be used (for non-lighting purposes) by anyone with valid ladder safety certification. Do not use a harness. The FOH ladder may not be used onstage.

### Set Construction

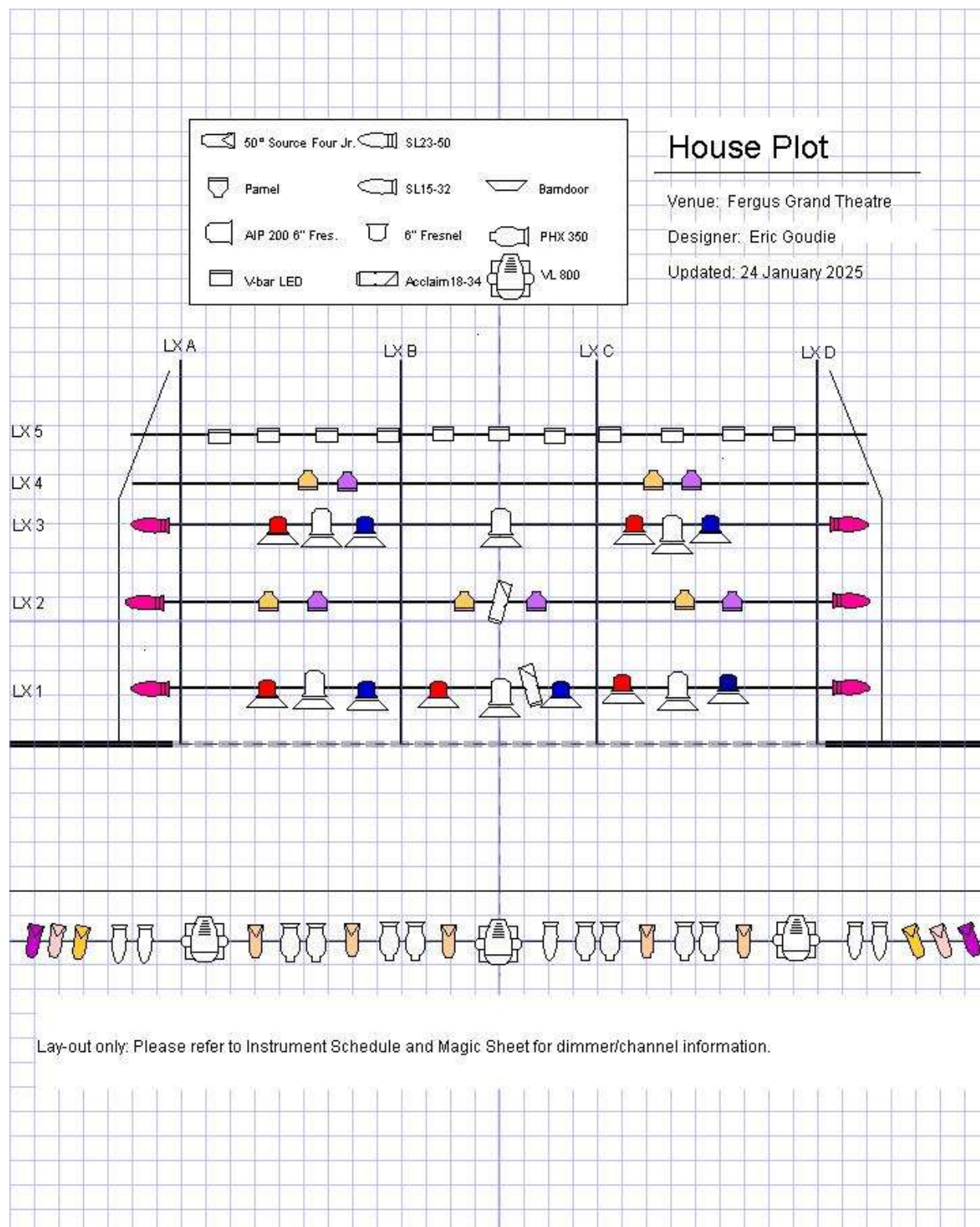
- All excess construction material and debris must be removed as it is created
- The set must not present any danger to Theatre staff and volunteers, as well as the cast and crew, and must meet Ministry of Labour and Ontario Health and Safety requirements
- The set must not block backstage crossover, or the safe exit of cast and crew from backstage in the event of an emergency evacuation
- The set (including props and furniture pieces) must not impede the traversing of the main curtain, which is part of the theatre's fire suppression system
- The set must not exceed 11 feet high, to maintain a safe working distance from the lights
- All scenery, props and other show materials not owned by the theatre must be removed by the renter during the load-out
- The Theatre reserves the right to request changes to the set if any of the noted conditions are not met.

#### Other Technical Considerations:

- **Non-theatre equipment:** It is the user's responsibility to furnish and pay for any technical equipment in excess of that provided by the theatre. All equipment must be inspected and approved by the Theatre Coordinator or an approved FGT technician prior to use.
- **Technical Booth:** No food or drink is allowed in the tech booth at any time.
- **Shoes:** Shoes must be worn at all times, with the exception of the dressing rooms, or where artistic license demands during a performance.
- **Flame and Pyrotechnics:** No open flame of any kind, including but not limited to explosives, fireworks, lighters, candles, matches, cigarettes or cigars, for any duration, will be allowed inside the theatre or onstage at any time. No pyrotechnics are allowed.
- **Electrical Room and stage pockets:** The electrical room and under-stage pockets are not to be used at any time for storage, temporary or otherwise, and are to be kept clear at all times.
- **Dressing Rooms:** There are two small dressing rooms backstage. Dressing rooms are to be cleared out completely during the load-out, and no costume pieces, or other items left behind.
- **Walk-through:** The Theatre Coordinator reserves the right to conduct a walk-through inspection of the theatre and its equipment at any time during a rental, with or without the renter, to ensure the structural integrity of scenery, the operation of the fire curtain, the condition of the theatre's assets, and observe compliance with Ministry of Labour and Ontario Health and Safety regulations.



## House Plot



## Instrument Schedule

Note: please check in LightFactory for the most up-to-date dimmer and channel information.

Pipe	Instrument	Purpose	Dimmer	Channel	Gel	Notes
HR Box Boom	Jr. Zoom	SL Lav Fill	60	14	R54	
	Jr. Zoom	SL Pink Fill	4	16	R38	
	Jr. Zoom	SL Amb Fill	3	18	R09	
FOH	SL 15/32	SR Pros Special	1	20	O/W	
	SL 15/32	SR Stage Special	59	21	O/W	
	VL800	SR Moving Head	1/177 - 221	25	N/A	
	Jr. Zoom	DR Warm	2	1	R02	
	PHX 350	DR Face	1/97-106	6	N/A	
	PHX 350	UR Face	1/107 - 116	7	N/A	
	Jr. Zoom	UR Warm	7	2	R02	
	PHX 350	DCR Face	1/117 - 126	8	N/A	
	PHX 350	UCR Face	1/127 - 136	9	N/A	
	Jr. Zoom	C Warm	10	3	R02	
	VL 800	C Moving Head	1/222 - 266	26	N/A	
	SL 15/32	C Special	12	22	O/W	
	PHX 350	UCL Face	1/137 - 146	10	N/A	
	PHX 350	DCL Face	1/147 - 156	11	N/A	
	Jr. Zoom	UL Warm	13	4	R02	
	PHX 350	UL Face	1/157 - 166	12	N/A	
	PHX 350	DL Face	1/167 - 176	13	N/A	
	Jr. Zoom	DL Warm	16	5	R02	

Pipe	Instrument	Purpose	Dimmer	Channel	Gel	Notes
	VL 800	SL Moving Head	1/267 - 311	27	N/A	
	SL 15/32	SL Stage Special	65	23	O/W	
	SL 15/32	SL Pros Special	14	24	O/W	
HL Box Boom	Jr. Zoom	SR Amb Fill	15	15	R54	
	Jr. Zoom	SR Pink Fill	66	17	R38	
	Jr. Zoom	SR Lav Fill	67	19	R09	
Open FOH: (Dimmer/Channel): 5/81, 6/82, 8/83, 9/84, 11/85, 61/86, 62/87, 63/88			FOH Non-Dim: 89/64, 90/68			
LX 1	SL 23-50	DL Mag Tip	17	29	R346	
	6" Fresnel	DR Red Top	29	34	R26	
	AIP 200	DR Top	2/1-15	54	N/A	
	6" Fresnel	DR Blue Top	27	39	R68	
	6" Fresnel	C Red Top	26	35	R26	
	AIP 200	DC Top	2/16-30	55	N/A	
	6" Fresnel	C Blue Top	22	40	R68	
	18/34	Rover 1	24	60	O/W	
	6" Fresnel	DL Red Top	21	36	R26	
	AIP 200	DL Top	2/31-45	56	N/A	
	6" Fresnel	DL Blue Top	18	41	R68	
	SL 23-50	DR Mag Tip	30	28	R346	
LX 2	SL 23-50	CL Mag Tip	32	31	R346	

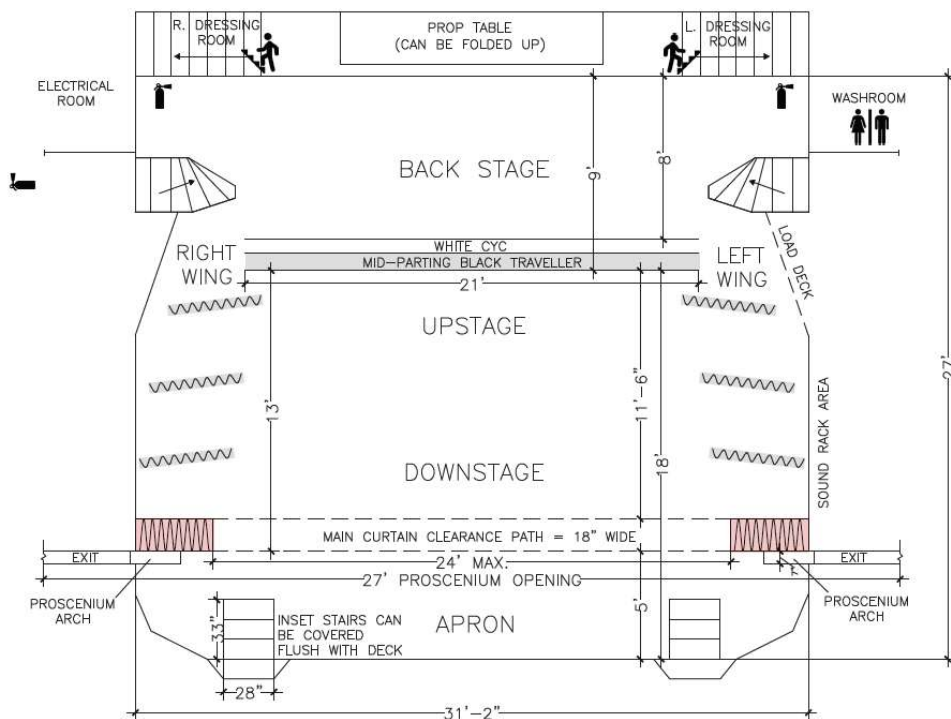
Pipe	Instrument	Purpose	Dimmer	Channel	Gel	Notes
	PARnel	DR Amb Back	44	44	R321	
	PARnel	DR Lav Back	41	49	R54	
	PARnel	DC Amb Back	39	45	R321	
	PARnel	DC Lav Back	37	50	R54	
	18-34	Rover 2	51	61	O/W	
	PARnel	DL Amb Back	34	46	R321	
	PARnel	DL Lav Back	33	51	R54	
	SL 23-50	CR Mag Tip	43	30	R346	
LX 3	SL 23-50	UL Mag Tip	58	33	R346	
	6" Fresnel	UR Red Top	57	37	R26	
	AIP 200	UR Top	2/46-60	57	N/A	
	6" Fresnel	UR Blue Top	47	42	R68	
	AIP 200	UC Top	2/61-75	58	N/A	
	6" Fresnel	UL Red Top	49	38	R26	
	AIP 200	UL Top	2/76-90	59	N/A	
	6" Fresnel	UL Blue Top	47	43	R68	
	SL 23-50	UR Mag Tip	45	32	R436	
LX 4	PARnel	UR Amb Back	56	47	R321	
	PARnel	UR Lav Back	54	52	R54	
	PARnel	UL Amb Back	50	48	R321	
	PARnel	UL Lav Back	48	53	R54	
LX 5	V-bar LED	UR LED Cyc wash	111-124	70	N/A	

Pipe	Instrument	Purpose	Dimmer	Channel	Gel	Notes
	V-bar LED	USR CYC	2/91-98	62	N/A	
	V-bar LED	DSR CYC	2/99-106	63	N/A	
	V-bar LED	SR CYC	2/107-114	64	N/A	
	V-bar LED	DCR CYC	2/115-122	65	N/A	
	V-bar LED	UCR CYC	2/123-130	66	N/A	
	V-bar LED	C CYC	2/131-138	67	N/A	
	V-bar LED	UCL CYC	2/139-146	68	N/A	
	V-bar LED	DCL CYC	2/147-154	69	N/A	
	V-bar Led	SL CYC	2/155-162	70	N/A	
	V-bar LED	DSL CYC	2/163-170	71	N/A	
	V-bar LED	USL CYC	2/171-178	72	N/A	
Deck Drops: (Dimmer/Channel):			Open FOH: (Dimmer/Channel):			
<ul style="list-style-type: none"> <li>• DR Wing: 28/73</li> <li>• UR Wing: 55/74</li> <li>• UC Props Table: 52/75</li> <li>• UL Wing: 36/76</li> <li>• DL Wing: 47/77</li> </ul>			<ul style="list-style-type: none"> <li>• 19/91</li> <li>• 20/92</li> <li>• 23/93</li> <li>• 25/94</li> <li>• 31/95</li> <li>• 31/96</li> <li>• 38/97</li> <li>• 40/98</li> <li>• 42/99</li> </ul>			
Other Equipment: (Dimmer/Channel)						
<ul style="list-style-type: none"> <li>• Fogger: 2/279-281/78</li> <li>• Hazer: 2/182-183/79</li> <li>• Fan: 2/256/80</li> </ul>						

## Technical Inventory and Specifications

Updated January 2025 – See also FGT House plot, Instrument Schedule  
 Hyper-links are to specs/manuals where available. Hard copies in Tech office as well.  
 All FGT gear is labelled with Yellow/Green spike tape

Groundplan: see Appendix 1 for scale version of this drawing



### Stage Dimensions:

- Proscenium opening: 27' 0" wide x 11' 0" high
- Width:
  - Useable width at plaster line: 27' 0"
  - Total width at plaster line: 31' 2"
  - Useable width at back traveler: 21' 0"
  - Total width at back traveler: 27' 0"
- Depth:
  - Plaster line to back traveler: 14' 0"
  - Front of apron to back traveler: 18' 0"
  - Front of apron to dressing room stairs: 27' 0"
  - Back traveler to dressing room stairs: 9' 0"
- Height:
  - Deck to grid: 15' 0"
  - Deck to bottom of teasers: 11' 5"
- East-West Pipe Locations: (relative to plaster line)
  - Main valance: 0' 9"
  - Main traveler: 1' 4"
  - 1<sup>st</sup> Electrics: 2' 5"
  - 1<sup>st</sup> Legs: 3' 10"

- 1<sup>st</sup> Valance: 4' 8"
- 2<sup>nd</sup> Electrics: 5' 11"
- 2<sup>nd</sup> Legs: 7' 2"
- 2<sup>nd</sup> Valance: 7' 8"
- Mid-stage traveler: 8' 2"
- 3<sup>rd</sup> Electrics: 9' 1"
- 4<sup>th</sup> Electrics: 10' 9"
- 3<sup>rd</sup> Legs: 11' 7"
- 3<sup>rd</sup> Valance: 12' 3"
- 5<sup>th</sup> LX: 12' 9"
- Back traveler: 13' 5"
- Scrim traveler: 14' 2"
- Cyc traveler: 14' 7"
- North-South Pipe Locations: (*relative to SR proscenium*)
  - A Electrics: 0' 6"
  - B Electrics: 9' 6"
  - C Electrics: 17' 6"
  - D Electrics: 26' 6"
- Please note: While the apron may be used for both scenery and performance due to fire regulations the main curtain must be able to close unimpeded at all times.

#### Lighting:

- *Consoles, control and dimmers:*
  - Laptop computer with [LightFactory v 2.0](#) installed (see document entitled "Lightfactory 101" on the desktop for a quick how-to, full manual is in the program, under Options)
  - [Elation Professional Midicon](#) "Wing board" for use with LightFactory
  - [Ennttec DMX USB Pro MK 2](#)
  - [Strand CD 80 Dimmer rack](#) with 68 2.4Kw Dimmers installed
  - 68 Circuits hardwired from Dimmers to Grid (*see house plot*)
  - DMX Universe 1: Conventional fixtures 1-96, FOH LED's
  - DMX Universe 2: On-deck LED's
- *Instruments (see house plot for placement):*
  - 8 [Altman PHX 350 RGBL](#) 24 Degree LED Ellipsoidals
  - 3 [Vari-Lite 8000](#) moving profile spots
  - 6 [AIP 200 RGBL](#) Hydra PARs
  - 5 [Strand SL 15/32's](#)
  - 6 Strand SL 23/50's *manual included in 15/32 pdf (above)*
  - 6 [ETC Source Four Junior Zooms](#)
  - 2 [Philips Selecon Acclaim Axial 18-34 Zoomspots](#)
  - 10 [Rama 6" Fresnels](#)
  - 12 [Source Four Parnels](#)
  - 11 [Articulight VersaBar 270](#) LED Cyc Lights
  - [Lycian Midget II Quartz Model 1212](#) Follow Spot – discontinued, no manual available
  - Blue running lights DL, UL, UC, UR, DR (*more in Tech Office if needed*)
- *Other Lighting Equipment:*
  - [American DJ Fog Fury 3000](#) Fog Machine
  - Ultratec Radiance Hazer
  - Antari AF-3 Compact Stage Fan

- [Leviton DMX SM-H18 Splitter](#)
- 5', 10' and 20' Twist-lock cables, some u-ground cables, various lengths
- Limited selection of U-ground to Twist-lock adaptors, Power-Con, etc
- Limited selection of 5-pin DMX cables and adaptors
- 3 Round iron floor floats
- 2 [D-Split DMX](#) splitters
- Small selection of Gobo holders, gobos, black wrap, etc
- 1 [Rosco Infinity motor with Rosco 30016 Dot Break-up Wheel](#)
- Gel inventory and gel supplies
- Replacement bulb inventory
- Glow tape and spike tape – please see FGT staff for permission to use

#### Draperies:

- Red Main traveler, mid-stage parting, with red valance
- Black mid-stage and upstage travelers, mid-stage parting
- 3 black valances set between 1<sup>st</sup> & 2<sup>nd</sup> LX, 2<sup>nd</sup> & 3<sup>rd</sup> LX and 4<sup>th</sup> & 5<sup>th</sup> LX
- 3 black legs on either side of stage, adjustable onstage/offstage and angle
- Black or white scrim, US of back trav, moves SL to SR (white scrim is default)
- White Cyc upstage of scrim and trav, moves SL to SR

#### Communication:

- [MS-222 Clear-com 2-channel main station](#)
- House Manager's [MR-202 Clear-com](#) in FOH
- [Eartec UltraLite HUB8 System w/ Single Headsets](#) (8-User)

#### Projection:

- New Projector: [Sony VPL-FHZ80](#)
  - Short Throw Lens
  - Long Throw Lens
- Old Projector: [Christie LW555 Multimedia Projector](#)
  - [Short Throw Lens – LNS-W21 Short fixed](#)
  - [Long Throw Lens – LNS-S20 Standard](#)
  - Bag of cables, adaptors and other equipment for projector in road case
- [Project-O-stand collapsible table](#)
- 2 [Da-Lite Projection Screens](#) –in SL pocket
  - 6x9 front-and-rear projection, with truss frame and dress kit
  - 10x17 front-and-rear projection, with truss frame and in-house dressing
- [Sony BDP S470 3D Blu-ray DVD Player](#) with remote, in booth

#### Sound:

- *Main rack: (no client access)*
  - Main Amps: 3 [GX7 Power Amps](#)
  - Main PA: 2 [EV QRX 115](#) 15" high-mid speakers, dual 18" subwoofer
  - Monitor amps: [2 Channel QSC Audio RMX 1450](#)
  - Digital Crossover
- *Snakes:*
  - Digital snake from stage to booth
  - 2 [Digiflex 12-4 snakes](#) from Upstage Centre to mid-house mixing position
  - 8 Channel 50' fan snake



- 50' 12-4 analog snake
- Cat5E: two cables from booth to mid-house mixing position, one cable from SL gear rack to electrical room, cable from mid-house mixing position to SL gear rack
- *In tech booth:*
  - [Behringer X32 Digital Mixer](#)
  - [American Audio MCD 510](#) dual CD/MP3 players with controller
  - [Sennheiser XSW 1-835](#)-A Handheld Wireless Mic
  - [Shure SLX Lavalier with receiver](#) (2)
  - 2 [Sennheiser Evolution Wireless Digital Combo](#) Set Lavalier/Handheld Mics
  - Box of [Countryman Instrument Mics + Mounts](#):
    - 2 Countryman I2 Wireless w/ Shure Connector
    - 2 Countryman I2 Wired w/ XLR
    - 3 Countryman I2 Violin and Viola Mount
    - 2 Countryman I2 Bass and Cello Mount
    - 3 Countryman I2 Instrument Mount
    - 2 Countryman I2 Guitar Mount
    - 2 Countryman I2 Flute Mount
  - One table-top mic stand
- *SR Front Pocket:*
  - Cable Bin 1: XLR's
  - Cable Bin 2: Power, etc
  - Microphones:
    - Drum Mic Kit
    - Microphone box and gray toolbox, containing between them:
      - 2 [Shure SM 58](#) microphones
      - 6 [Shure SM 57](#) microphone
      - 6 [Sennheiser 835](#) microphones
      - 3 [Shure Microflex 393/C](#) Condenser Mics
      - 2 Shure SLX Wireless packs, one lapel mic, one ¼" insert
      - 2 headset mics for Wireless packs
      - 1 [Shure Microflex MX412](#) gooseneck mic for podium
      - 7 [Behringer Ultra DI 400P](#) Passive DI Boxes
      - Various Audio Adaptors, [Catapult mini 4 ch. Cat5 jumper](#)
      - 1 Shure Beta 52A Kick Drum Mic
      - 2 Shure PGA81 Condensor Mics
      - 3 Sennheiser e906 Instrument Mics
      - 1 Sennheiser e604 Drum Mic 3-pack
      - 1 Sennheiser e604 Drum Mic
      - 2 Sennheiser e935 Vocal Mics
      - 1 Sennheiser 600 Drum Mic Kit
      - 1 Rode M5 Condenser Mic - Pair
  - 30 black padded folding chairs
- *SL Front Pocket:*
  - 2 [EV ELX 115 15"](#) monitor speakers
  - 2 [EV ZLX-12 12"](#) powered speakers
  - 2 EV ZLX-12 BT powered speakers

- 2 [JBL IRX 108](#) powered speakers
- *Stage Right Hallway: (cabinets in order from downstage to upstage)*
  - Cabinet 1: Large screen and dressing kit
  - Cabinet 2: Mic stands (13 tri-pod, 4 pedestal, 3 low tri-pod, 2 extra-low tri-pod)
  - Cabinet 3: 5 music stands (at the back), Rigging/LX Box
  - Cabinet 4: Small Screen and dressing kit
  - Cabinet 5:
    - 1 electric piano stand
    - 2 guitar stands
    - 2 amp stands
    - 6x6 Drum riser kit (8" legs, no skirting)
    - Hockey bag for gear transport (deep storage)
    - Black scrim (in bag attached to side wall)

**House Audio Patch:** *Please return the board and booth snake to a “zeroed out” configuration at the conclusion of your event, restoring all settings to their original parameters.*

#### Other Equipment and facilities:

- 2 small dressing rooms with Mirrors, counter, racks (no paging or program sound)
- Garment steamer (in dressing room)
- Carpet cleaner (in tech office)
- Backstage washroom with sink and toilet
- [1 VFI lectern podium](#) – under SL dressing room stairs
- 10 gray plastic folding chairs in dressing rooms
- Mini-fridge (underneath SR dressing room stairs)
- Storage container for curtain bags (underneath SR dressing room stairs)
- Broom, dry mop, wet mop and bucket
- 3-panel drum shield, under SL dressing room stairs
- Ladders on-deck work – in SL stage pocket
- FOH Ladder – ratchet-strapped to SL dressing room stairs – **no client use permitted**
- Small selection of cable mats in SL cabinets
- Box of client tools – under SL dressing room stairs
- First-Aid kits:
  - Backstage: on wall upstage right
  - Booth: on back wall beside door
  - FOH: On top of Coat Rack
- Fire Extinguishers:
  - Upstage right, upstage left, outside electrical room, back of auditorium House Left, outside booth, outside basement stairs, in basement