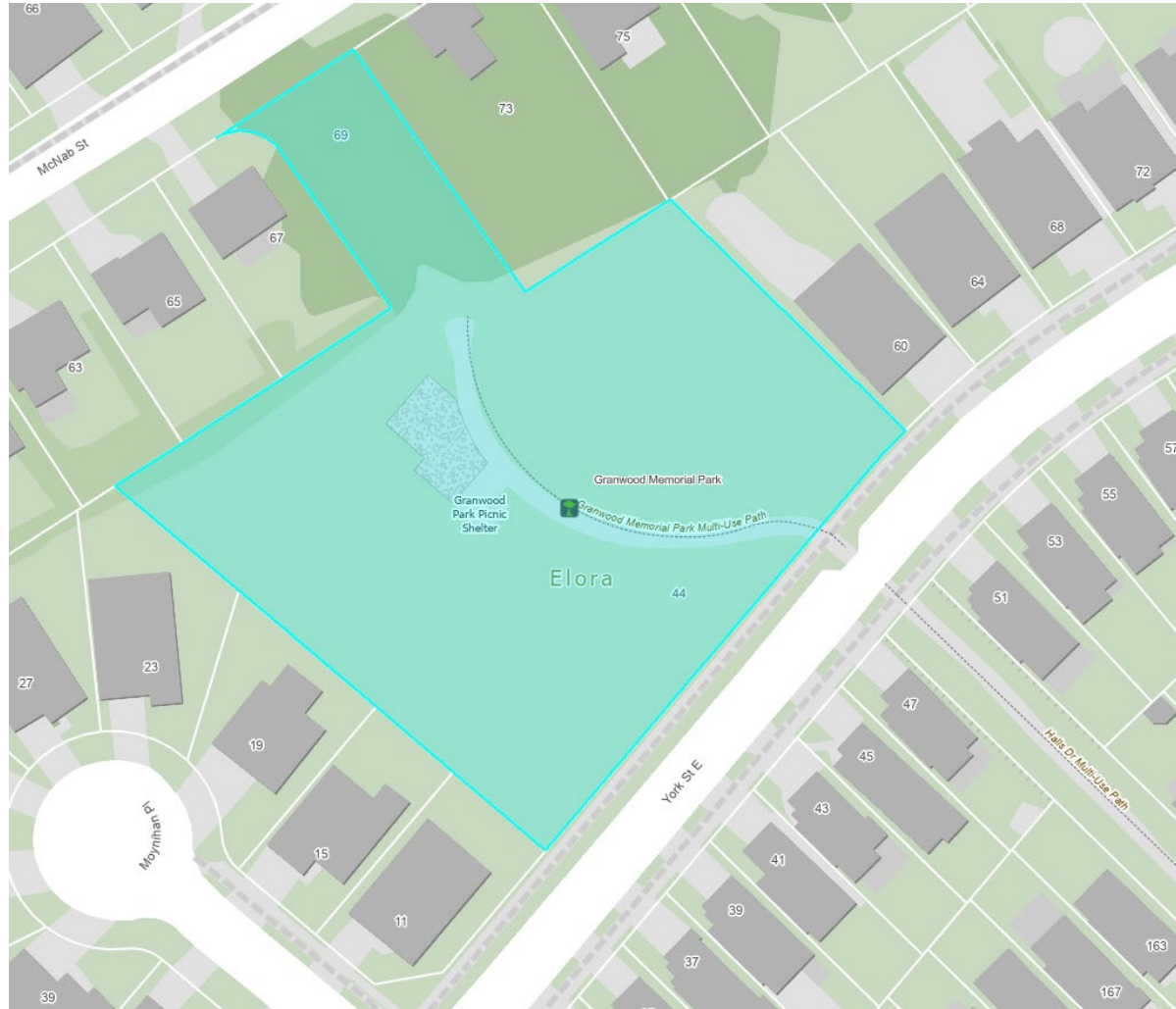




Healthy Communities Advisory Committee
Neighbourhood Park Improvements
May 5, 2026



Granwood Gate Memorial Park

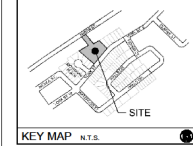
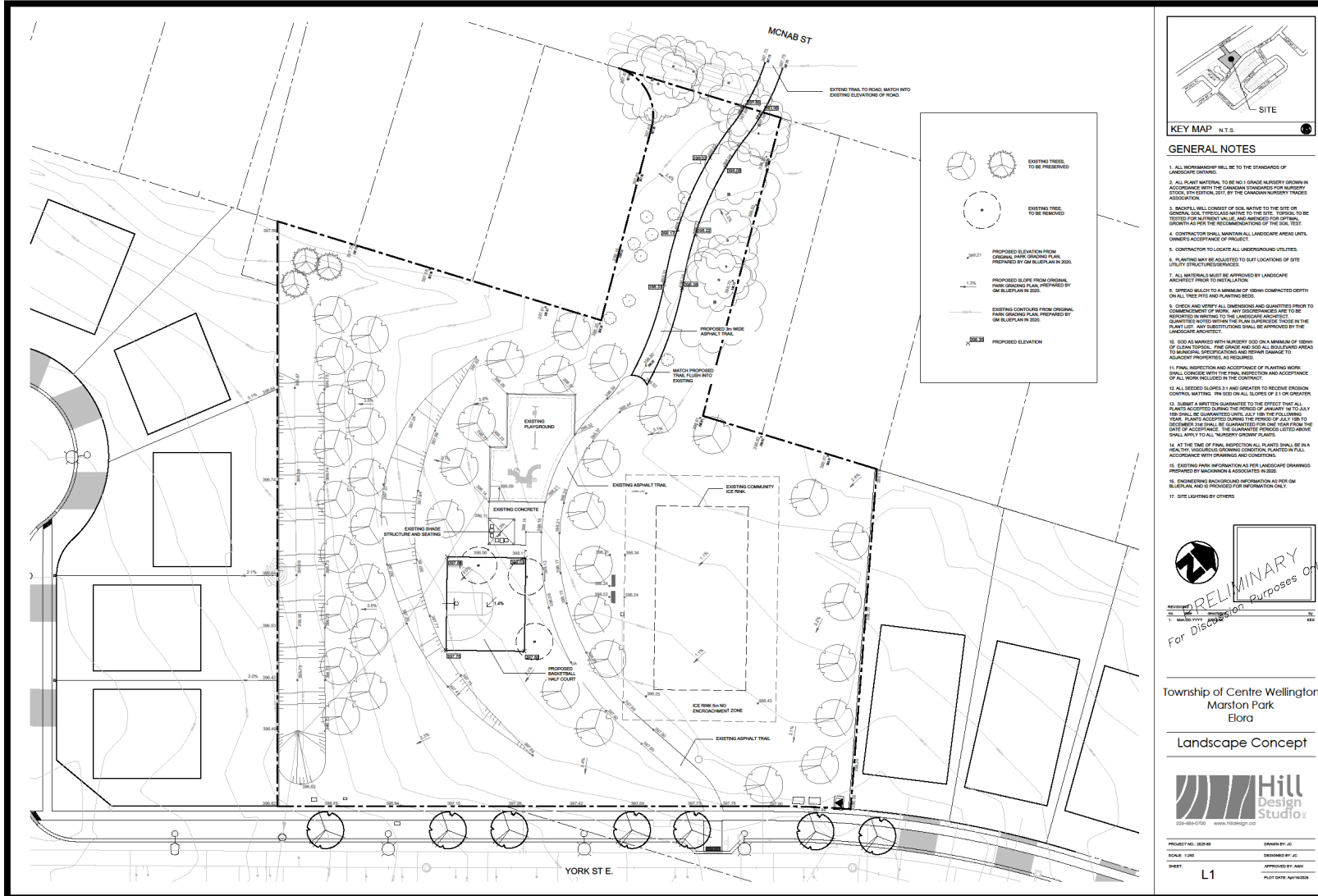




Centre Wellington

Granwood Gate Memorial Park





GENERAL NOTES

1. ALL INFORMATION WILL BE TO THE STANDARDS OF LANDSCAPE ARCHITECTS.
2. ALL PLANT MATERIAL TO BE NOT 10% GRADE NURSERY GROWN IN ACCORDANCE WITH THE CANADIAN STANDARDS FOR NURSERY STOCK, 8TH EDITION, 2017, BY THE CANADIAN NURSERY TRADES ASSOCIATION.
3. BACKFILL WILL CONSIST OF SOIL MATING TO THE SITE OR BEST AVAILABLE TOPSOIL. TO BE TESTED FOR NUTRIENT LEVELS AND ADJUSTED FOR OPTIMAL GROWTH AS PER THE RECOMMENDATIONS OF THE SOIL TEST.
4. CONTRACTOR SHALL MAINTAIN ALL LANDSCAPE AREAS UNTIL OWNER'S ACCEPTANCE OF PROJECT.
5. CONTRACTOR TO LOCATE ALL UNDERGROUND UTILITIES.
6. PLANTING MAY BE ADJUSTED TO SUIT LOCATIONS OF SITE UTILITY STRUCTURE INTERFERENCES.
7. ALL MATERIALS MUST BE APPROVED BY LANDSCAPE ARCHITECT PRIOR TO INSTALLATION.
8. SPREAD MULCH TO A MINIMUM OF 100MM COMPACTED DEPTH ON ALL TREE PITS AND PLANTING BEDS.
9. CHECK AND VERIFY ALL DIMENSIONS AND QUANTITIES PRIOR TO COMMENCEMENT OF WORK. ANY DISCREPANCIES ARE TO BE ADVERTISED IN WRITING TO THE LANDSCAPE ARCHITECT. QUANTITIES NOTED WITHIN THIS PLAN SUPERSEDE THOSE IN THE PLANT LIST. ANY SUBSTITUTIONS SHALL BE APPROVED BY THE LANDSCAPE ARCHITECT.
10. SOO AS MARKED WITH NURSERY SOO ON A MINIMUM OF 100MM OF CLEAN TOPSOIL. TREE GRACE AND SOO ALL BOLLARDS NEAR TO ADJACENT PROPERTIES, AS REQUIRED.
11. FINAL INSPECTION AND ACCEPTANCE OF PLANTING WORK SHALL CONSIDER WITH THE FINAL INSPECTION AND ACCEPTANCE OF ALL WORK INCLUDED IN THE CONTRACT.
12. ALL SLOPES SHALL BE 3:1 AND GREATER TO REDUCE EROSION CONTROL MATING. 3:1 ON ALL SLOPES OF 3:1 OR GREATER.
13. SLOOER WRITER'S GUARANTEE TO THE EFFECT THAT ALL PLANTS WILL SURVIVE DURING THE PERIOD OF JANUARY 1ST TO JULY 31ST OF THE GUARANTEED PERIOD OF 2 YEARS FOLLOWING PLANTING. PLANTS ACCEPTED DURING THE PERIOD OF JULY 1ST TO DATE OF ACCEPTANCE. THE GUARANTEE PERIODS LISTED ABOVE SHALL APPLY TO ALL NURSERY GROWN PLANTS.
14. AT THE TIME OF FINAL INSPECTION ALL PLANTS SHALL BE IN A HEALTHY AND SOUND GROWING CONDITION. PLANTS IN FULL ACCORDANCE WITH DRAWINGS AND CONDITIONS.
15. EXISTING PAVE INFORMATION IS FOR LANDSCAPE DRAWINGS PREPARED BY MAGNINKIN & ASSOCIATES IN 2020.
16. ENGINEERING INFORMATION AND INFORMATION FROM THE DM BLUEPLAN AND IS PROVIDED FOR INFORMATION ONLY.
17. SITE LIGHTING BY OTHERS.

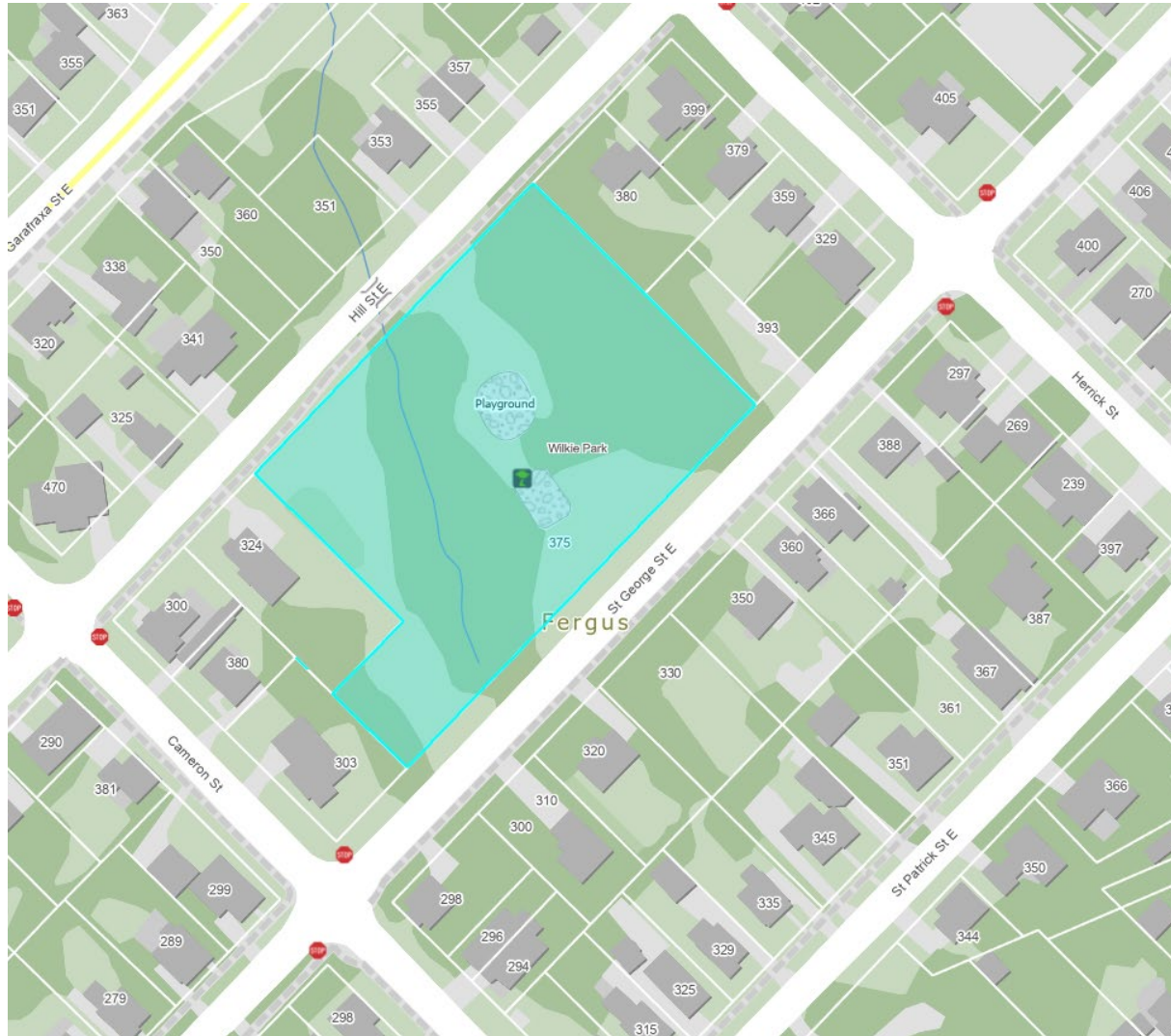
PRELIMINARY
For Discussion Purposes Only

Township of Centre Wellington
Marston Park
Elora

Landscape Concept



PROJECT NO: 2024-08 DRAWN BY: JG
SCALE: 1:500 DESIGNED BY: JG
SHEET: APPROVED BY: AMH
DATE: 2024-08-01 PLOT DATE: APPROX





Centre Wellington

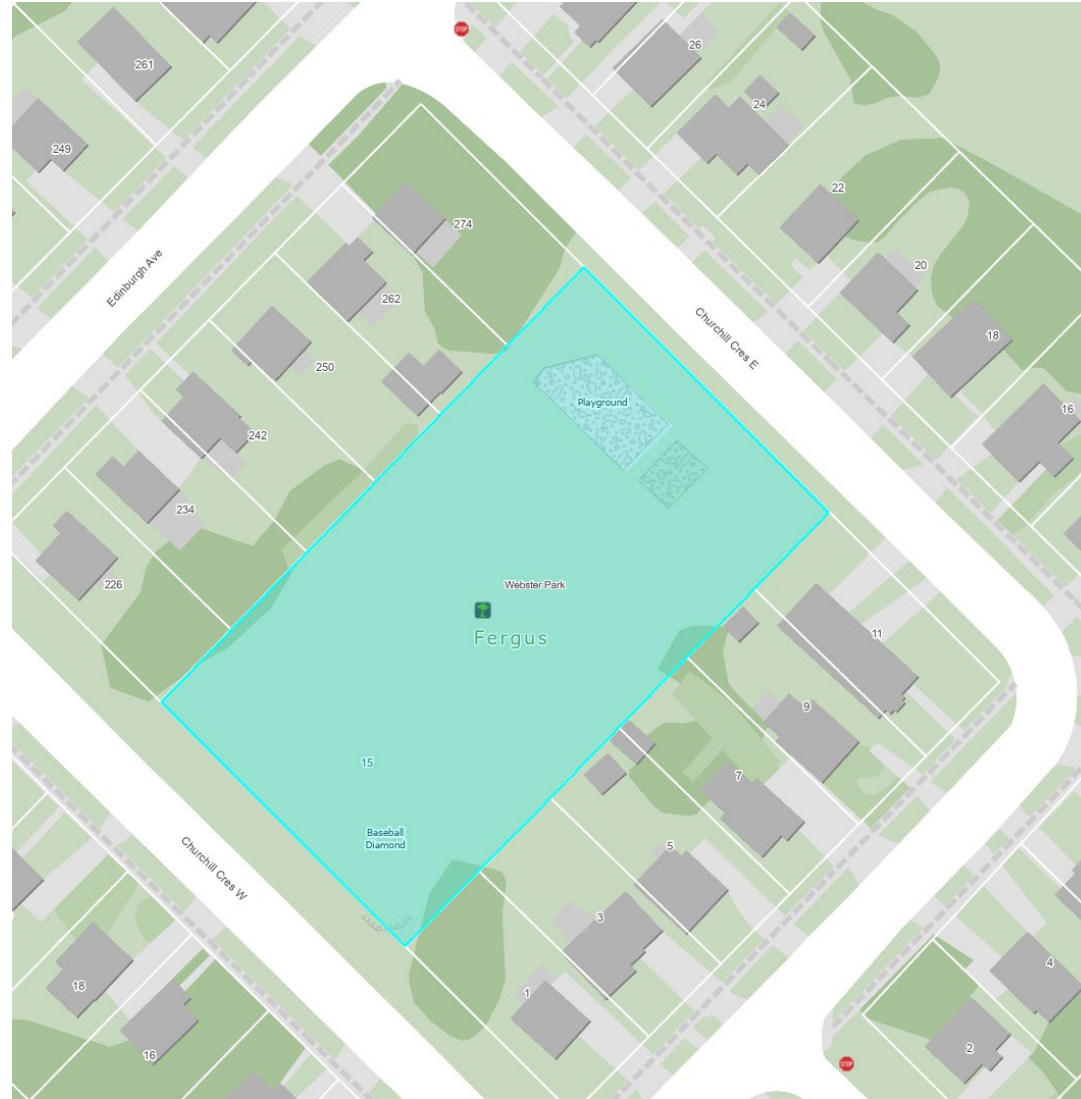
Wilkie Park







Webster Park





Centre Wellington

Webster Park







Example Play Structure Styles



Township of Centre Wellington
Playground Image Board



PROJECT NO.: 202-16 DRAWN BY: J.C.
SCALE: 1:50 DESIGNER BY: J.C.
SHEET: APPROVED BY: J.C.
L1 PLOT DATE: APPROX.



What style of playground structure do you prefer based on what is presented?

What accessibility features should be prioritized to ensure these parks are welcoming and usable for all residents?

What other features or amenities should be considered to maximize community use of these parks?